



University of Anbar

## Anbar Journal of Engineering Science

journal homepage: <https://ajes.uoanbar.edu.iq/>



# A Review on Factors Affecting the Adsorption of Heavy Metal Using Different Biosorbents

Suha Mahdi Salih

Department of Chemical Engineering, College of Engineering, University of Anbar, Ramadi 310011, Iraq

Email: [suha.mahdi82@uoanbar.edu.iq](mailto:suha.mahdi82@uoanbar.edu.iq); ORCID: <https://orcid.org/0000-0002-5289-7409>

### PAPER INFO

#### Paper History

Received: 22/12/2023

Revised: 23/02/2024

Accepted: 27/03/2024

#### Keywords:

Adsorption  
Heavy metal  
Biosorbent  
Water treatment  
Wastewater



Copyright: ©2023 by the authors. Submitted for possible open access publication under the terms and conditions of the Creative Commons Attribution (CC BY-4.0) license.

<https://creativecommons.org/licenses/by/4.0/>

### ABSTRACT

Agricultural, industrial, and household debris can be employed as biosorbents to extract heavy metals from water that has been contaminated. Kitchen waste includes, among other things, peels from promotional gates, lemons, avocados, apples, kiwis, watermelons, and onions. Moreover, coffee and tea grounds are considered to be household refuse. This review illustrates the scholarly investigations that explored the potential of various waste materials as adsorbents for wastewater treatment. An extensive array of experiments was conducted to determine the variables that influence the capacity of these materials to adsorb heavy metals. To undertake the experiments above, different concentrations of biosorbent were introduced into the effluent at various contact times and pH levels. The researchers investigated the effects of varying these parameters and found that the biosorbent's ability to adsorb heavy metals is directly proportional to these factors. The results and conclusion indicated that the impact of biosorbent concentration and contact duration on the pH of contaminated water was assessed. To encourage the incorporation of industrial, agricultural, and household refuse into water treatment processes rather than permitting it to accumulate as an environmental hazard.

## 1. Introduction

Heavy metal water contamination is hazardous because heavy metals build up in the human body and damage several organs, including the kidney, central nervous system, liver, bones, lungs, brain, and placenta [1]. Furthermore, a host of health issues, including hepatic, immunological, reproductive, and developmental damage, are brought on by heavy metal exposure in

humans. [2] Both carcinogenic and noncarcinogenic effects [3] Water polluted by heavy metals and its contaminants: Worldwide heavy metal (HM) pollution of waterways is caused by the mining, lead acid batteries, industrial coolant, smelting, electroplating, ceramics, fluorescent lamps, bangle industry, fuel combustion, paint sludge, incineration, salts manufacturing, spent catalyst, leather tanning, and hospital waste sectors. [4].

The mining, pharmaceutical, medical, and heavy metal processing sectors are rivers' primary sources of heavy metal pollution. Heavy metals have accumulated in aquatic habitats due to the growth of industrial development, and living things have been able to detect them there. Since then, these metals have made their way up the food chain, severely impairing the central nervous and reproductive systems. Furthermore, human health is at risk due to excessive levels of heavy metals in the body [5, 6]. HMs are a serious problem since they are not biodegradable and may accumulate in organisms, leading to illnesses and other negative consequences. [7] Heterogeneous photocatalysts and bioremediation are used to remove heavy metals from wastewater. Among the procedures that have been used are adsorption on activated carbons and ion-exchange resins, precipitation, electro dialysis, solvent extraction, phytoextraction, ultrafiltration, and coagulation/flocculation [8,9,10,11,12]. Heavy metals may be eliminated using chemical and physical methods [13, 14]. Physical separation procedures include hydrodynamic classification, mechanical screening, flotation, gravity concentration, electrostatic separation, attrition scouring, and magnetic separation.[15] Convective chemical techniques such as electrochemical treatments, membrane filtration, ion exchange, chemical precipitation, coagulation and flocculation, and electro dialysis may remove heavy metals from wastewater.[16] Alternatives that are less expensive and better for the environment must be used since these techniques are costly and harmful. Biosorption is an additional method. Ions are moved from the solution phase to the solid phase via sorption. Biosorption is made up of adsorption and precipitation processes. Adsorbents from natural sources, modified biopolymers, industrial waste, and agricultural residue are all used for heavy metal adsorption [17, 18]. Adsorption has been the subject of several investigations using adsorbents sourced from various materials, such as red soil and coal

[19]. [20] The following are examples of industrial by-products: hydrous titanium oxide [28,29], waste iron and iron slags [30], fly ash [31], biomass [24], photocatalytic beads [23], nanoparticles [22], biomass [21], and industrial waste from fertilizer [25]. Moreover, organic materials like rice straw, coconut shells, rice husks, hazelnut shells, jackfruit, pecan shells, maize kernels, or husks may be used to create adsorbents. These adsorbents may be made into activated carbon by heating them, improving heavy metal adsorption [32, 33].

Conventional heavy metal removal is costly and produces hazardous chemical sludge [34, 35]. As such, it is essential to use low-cost and widely accessible methods. This is where biosorption enters the picture. It uses living or non-living microbes that can adsorb heavy metals from aqueous solutions [36], including plant and animal remnants [37, 38] and agricultural waste. For instance, adsorbents made of cellulose lignin material show excellent removal efficiency for various heavy metals [39].

The purpose of this study is to compile the findings from earlier research that used various low-cost materials as heavy metal adsorbents from wastewater and to conclude these findings regarding the different factors influencing the adsorption process' ability to develop the adsorption process.

2. Supplies and methods  
2.1 Materials or Biosorbents.  
Many writers have used various biosorbent materials from industrial, agricultural, animal, plant, and food waste to remove heavy metals from polluted water. Tables 1 and 2 provide the materials stated before.

**Table 1.** Agricultural, industrial, animal, and plant wastes are used as biosorbents.

Adsorbent	Heavy Metal Removed	Conclusions	Reference
snail shell powder	Cadmium (II) and Iron (II)	The optimum physical condition was investigated, such as contact time, agitation speed, shell powder dosage, and pH. The maximum adsorption for Cadmium (II) and Iron (II) was 588 %, 5599.9%, respectively, Langmuir and Freundlich isotherm models used to fit adsorption isotherm.	, Open
winemaking waste (cluster stalks)	Pb <sup>2+</sup>	demonstrated the capability of producing active carbon from cluster stalks, a byproduct of viticulture. Following a pseudo-second-order kinetic model. At equilibrium, the Langmuir isotherm model was fitted.	, [28]
bark, chitosan, xanthate, zeolite, clay, peat moss, seaweed and dead biomass	cadmium, chromium, lead, and mercury	natural material had a high ability to remove heavy metals	, [40]

<b>tree bark</b>		As a low-cost biosorbent, removal with unmodified tree bark was comparatively effective and thus acceptable.	[41]
<b>leaf .stem and root Phytomass of Quercus ilex(holly oak) Aspergillus Niger, Penicillium chrysogenum ,Rhizopus Nigerians,Ascophyll um nodosum ,Sargassum natans , Chlorella fusca,Oscillatoria anguistissima,Bacill us Firmus and Streptomyces sp</b>	chromium ,nickel,copper,cadmium and lead	the root is most effective in the metal adsorption	[42]
<b>dead and live anaerobic biomass</b>	Pb(II)Cr(III)Cd(II)	dead anaerobic biomass more effective in removing Pb(II)Cr(III)Cd(II) ions from wastewater than live anaerobic biomass	[44]
<b>Al-Khriet, which is a substance found in the legs of typha Domingensis</b>	lead and cadmium	the highest adsorption capacity for cadmium was 90% and for lead 96%, 6333 ppm of ions concentration and 1g dosage of adsorbent and 5.5pH but these capacities were reduced at the binary mixture at about 12% for cadmium and 8% for lead	[45]
<b>smectite clay particles,cassava waste, sugar bagasse ,dried water hyacinth stems brake of pine untreated and treated with algae sawdust of pine and absol(sand, lime, cement, and water)</b>	Cadmium,zink,copper and nickel	smectite clay particle capable of removing cadmium at an adsorption efficiency of 97%. Cassava waste capable of removing zinc 55.9%.sugar baggage to remove copper and nickel 78.2%&87% respectively, and dried water hyacinth stems and leaves 90%	[46]
<b>expanded perlite</b>	Cu(II)	The capacity of expanded perlite to absorb Cu(II) from industrial effluent was exceptional.	[48]
<b>denim fiber scraps</b>	(Pb <sup>2+</sup> , Cd <sup>2+</sup> , Zn <sup>2+</sup> and As)	The HM ions the adsorbent capacity of denim fiber fragments surpassed that of synthetic and natural sorbents that are more frequently employed, including activated carbons and zeolites. It was also discovered that denim fiber fragments had sorption capacities more significant than 1.5 mg/g for aqueous solution As (V).	[49]
<b>Bombax Costatum Calyx</b>	Fe <sup>+3</sup> , Pb <sup>+2</sup> , Zn <sup>+2</sup> , Cr <sup>+3</sup> ana Cd <sup>+2</sup>	metal ion sorption capacity increased with pH increasing and decreased with ionic strength	[50]
<b>banana trunk</b>	Cu, As, Pb and Zn	investigate the effect of various parameters such as contact time,pH and dosage	[51]
<b>rice husk</b>	heavy metals	They found these low-cost biomass environmental and economical methods to clean the water and recycle the waste .	[52]
<b>oil-free Moringa oleifera cake and sweet potato peel</b>	Cr (VI) ions	The improved surface metal-binding ability of the biosorbent may be ascribed to the alteration of the bio sorbent by	[53]

<b>dried and ground root hyacinth( Eichhornia Crassipes)</b>	lead ,cadmium ,chromium and copper	separate treatments of its powder with 6N HCl (acid treatment) and 1N NaOH (alkaline treatment). this study investigated the effects of the initial concentration of heavy metals and pH of the aqueous solution. The results showed that the removal capacity increased with the increasing of initial concentration. The best removal was achieved with pb and the lowest removal was achieved with cr	[54]
<b>caster seed husk</b>	Cr(II),Cu(II)and Zn(II)	The parameters influenced were studied such as initial metal concentration ,percentage recovery metal ion, concentration of adsorbent ,pH & contact time Langmuir and freundlich adsorption isothermal model was used to analyze experimental results. Pseudo first-order system was used to determine kinetic data as well as thermodynamic parameters, such as $\Delta H$ , $\Delta G$ and $\Delta S$	[55]
<b>yeast Saccharomyces Cerevisiae</b>	mercury and nickel	the results showed the effects of pH,initial concentration ,contact time and bio-sorbent dosage on the bio-sorption process	[56]
<b>Maize stalks</b>	Zn(II),Cd(II) and Mn(II)	used to remove from aqueous solution by El-Sayed et al. also the effect of different factors was studied such as pH ,contact time ,ionic strength ,temperature and initial metal concentration .isotherms were analyzed by Langmuir ,freundlich and temkin	[57]
<b>waste tire rubber ash</b>	copper ions	The influence of pH,adsorbent dose , and initial Cu (II)concentration was studied, and found that the adsorption equilibrium was achieved after 2hr at pH 4-6. The optimum removal of copper ions was achieved at 1.5 g/L dose of adsorbent	[58]

**Table 2.** Kitchen waste used as bio-sorbent

Adsorbent	Heavy Metal Removed	Conclusions	Reference
<b>walnut shell and lemon peel</b>	Pb(II)	The ability of acid and/or base-activated walnut shell and lemon peel to remove Pb(II) from the water also studied the ability of activation to improve the adsorption capacity pseudo-second order kinetic model was used to determine the adsorption rate also found Freundlich, model. Was the best one to find the equilibrium data	[26]
<b>eggshell membrane</b>	Au, Pt, and Pd	The efficacy of eggshell membrane in the removal of heavy metals The concentrations of gold (Au), platinum (Pt), and palladium (Pd) in an aqueous solution are 55, 25, and 22, respectively.	[59]
<b>almond skin, walnut shell, sawdust, rice bran, and eggshell</b>	Cd (II), Cr (II), Ni (II), and Pb (II)	The removal effectiveness of these adsorbents was compared with two conventional materials, activated carbon and an ion exchange resin. The researchers discovered that the most effective removal method was accomplished using discarded eggshells, which exhibited a performance comparable to that of activated carbon.	[60]
<b>banana ,kiwi and tangerine peels</b>	$Cd^{+2}$ , $Zn^{+2}$ and $Cr^{+3}$	The experimental findings demonstrated that the peels of kiwi and tangerine exhibited superior efficacy compared to banana peels in the process of heavy metal removal.	[61]

<b>Pomegranate</b>	lead	Pomegranate Used with carbonization and modification with iron ions to remove lead from aqueous solution and found that the optimum conditions contact time of chemical adsorption is 90 min, pH was selected within 6.0-6.5, initial Concentration 6333 ppm and the adsorbent dose 1.0g/100 ml .	[62]
<b>egg shell</b>	Pb and Cu	It was discovered that apart from its use as a biosorbent for heavy metal adsorption, eggshell had the potential to serve as a substitute for conventional sand filter medium. Rather than sand . The use of a mixture comprising of egg shell powder and Chitosan is a viable alternative to using a sand filter, exhibiting notable efficacy in removing Pb (97.8%) and Cu (78.11%).	[63]
<b>Banana (<i>Musa sapientum</i>) and potato (<i>Solanum tuberosum</i>) peel</b>	Cu	The researcher discovered that potato peel had a higher capacity for copper adsorption compared to banana peel.	[64]
<b>orange and lemon peels</b>	Copper and Lead	They found that these materials are available and less expensive bio sorbent . the factors that affected the bio sorption also studied . these factors are temperature and pH so they must be optimized .	[65]
<b>pomegranate peel</b>	iron(II)ions	They studied the parameter that effected the adsorption capacity such as contact time ,pH, metal concentration, sorbent weight and temperature.	[66]
<b>orange peels</b>	cobalt (III)	She investigated the effect initial concentration ,pH ,temperature and contact time on the removal of Co (III) and she found that the optimum results ,initial Co (III) (5mg/L) contact time 90min ,pH 2,temperature 30C also she found that the best agent in the process is 0.1 M ammonia chloride.	[67]
<b>pineapple peels, potato peels, tomato peels ,citrus fruits peels, orange peels ,pomegranate peels and banana peels</b>		They found the factors affecting the removal of heavy metal are initial concentration ,sorbent dose ,pH, and temperature .	[68]
<b>banana peels</b>	copper	sorbent dosage and contact time effect on ability of adsorption and the results found was the optimum pH was 6 and the sorbent dose was 622.6762 mg/g.	[69]
<b>pomegranate peels</b>	lead	the effect of experimental parameter studied such as pH, weight of sorbent, contact time, temperature and concentration of metal	[70]
<b>eggshell</b>	Cu(II) and Cd(II)	Temperature, agitation speed, beginning metal concentration, adsorbent dosage, initial solution pH, and contact duration all affect the capacity to adsorb.	[71]
<b>lemon,watermelon,banana ,orange peels</b>		The study examined the factors that affected the adsorption capability, including temperature, contact duration, pH, adsorbent dosage, and beginning metal concentration.	[72]
<b>Tea waste</b>	Cd	The investigation found that starting Cd content, pH, adsorbent dosage, and contact duration all had an impact on removal efficiency. At a pH of 5, 90 minutes of contact time, and 10 g/L of adsorbent, the maximum efficiency of Cd adsorption was 99.6333%. The isotherm data for the Langmuir and Freundlich isotherm models fit the data	[73]

		acceptably, and kinetic analysis revealed that the adsorption kinetics followed a second-degree kinetic adsorption model.	
<b>potato peel</b>	$Cu^{2+}$ , $Pb^{2+}$ and $Ni^{2+}$	temperature, contact duration, and pH all affect removal efficiency	[74]
<b>mango leave</b>	Cu(II) ion	the impact of agitation rate, pH, particle size, contact duration, and chelating agent presence were investigated.	[75]
<b>chicken eggshells, banana peels, and pumpkin</b>	Cu and Pb	This research looked at the impacts of many variables, including pH, agitation speed, and contact duration. It discovered that at pH 7 and 100 rpm, the best removal was accomplished in 90 minutes.	[76]
<b>tea waste</b>	Ni (II) and Cu (II)	They discovered that removal efficiencies were more impacted by pH than by temperature. At 6333 °C, the greatest removal efficiencies of Cu(II) (59%) and Ni(II) (43%), were noted.	[77]
<b>pomegranate peels</b>	Zinc ,chromium and nickel	Three parameters were examined that affected the adsorption capacity: pH, contact duration, and temperature.	[78]
<b>Zalacca edulis peel</b>	$Cu^{+2}$	The rate of adsorption was confirmed by a pseudo-second order system after the initial concentration and pH values were examined.	[79]
<b>banana peel (Musa sapientum)</b>	lead,copper,zinc and nickel metal ions	They discovered that when metal concentration increased, so did metal sorption.	[80]
<b>minced banana peel</b>	copper and lead	They discovered that the adsorption capacity increased beyond pH = 3 and that the kinetic adsorption achieved equilibrium at 10 minutes	[81]
<b>Eggshells</b>	many different HMs	from aqueous solution, where pH, egg concentrations, and contact duration all impacted removal efficiency. The high concentrations of calcium and carbon and the high porosity and availability of functional groups on the eggshell surface were responsible for the removal's success.	[82]
<b>eggshells</b>	lead	the contact time, initial pH, and eggshell dose affected removal efficiency .	[83]
<b>potato peel</b>	Cu	They discovered that the adsorbent dosage, starting Cu concentration, pH, and contact duration all affected the removal effectiveness. With an adsorbent dosage of 5 g and an initial Cu centration of 10 ppm, an optimal Cu removal efficiency of 75.5% was attained at ambient temperature and pH 6	[84]
<b>banana peels</b>	zinc, chromium and nickel ions	Three types of bananas were used: powder, dried little chunks, and fresh.The findings showed that although fresh bananas provided the greatest outcomes in terms of eliminating chromium and nickel, powdered bananas eliminated all zinc.Dried peels had the lowest bioremoving capacity. In addition, the environmental effects of pH, temperature, and contact duration were investigated.	[85]
<b>potato peel</b>	As(III), $Pb^{2+}$ and $Hg^{2+}$	They found that pH was the most important parameter affecting biosorption \ .	[86]
<b>watermelon shell</b>	Cu(II)	the effects of temperature, agitation speed ,dose, , time, concentration, , pHand particle size Was studied . The monolayer adsorption Capacity was 111.1 mg/g. found from the Langmuir adsorption equation. pseudo-second-order kinetics was suggest to find kinetic measurement	[87]
<b>water melon rind</b>	zinc		[88]

		the optimum condition (zinc concentration, contact time, biosorbent amount, and pH )was determined	
<b>Cucumis sativus peel</b>	Pb(II)	varying condition like adsorbent dosage and contact time were studied. maximum metal adsorption was found at 5 pH at initial pb concentration 25 mg/l at 25 C	[89]
<b>waste tea leaves</b>	Pb	the initial metal concentration, amount of adsorbent, temperature, contact time, and pH all affected Pb (II) adsorption, a maximum removal efficiency of 97.9%, .	[90]
<b>pomegranate peel</b>	Cr (VI)ions	the temperature variation was studied and found that the process is endothermic	[91]

## 2.2 Experimental Procedure.

1. To create a powder, the byproducts of the different materials listed in Tables 1 and 2 above were desiccated and ground into a fine powder. This process created the adsorbent.
2. Use polluted water to test an adsorbent's ability to absorb heavy metals.
3. Use the pH of the polluted water to estimate the amount of heavy metals present.
4. Transfer the polluted water into a known volume of the step 1 adsorbent and let it come into contact for a predetermined amount of time.
5. After the adsorbent has had its contact period, ascertain the amount of heavy metal that is still in the polluted water.
6. The percentage of HM elimination was then calculated using the following equation: Percentage of removal =  $C$  Was the concentration of HM at first (in mg/L) before adsorption?  $C_e$ : After adsorption, the equilibrium concentration of HM in solution (mg/L).
- 7-To ascertain how adsorbent dosage affects adsorption, repeat steps four through six with different adsorbent concentrations. To find out how contact time affects adsorption, carry out the previously indicated steps (4) through (6) while adjusting the contact time.
9. Repeat steps 4 through 6 from the previous approach while changing the water's pH to see the impact of the change.

### 2.3. Further applications of biosorbent

For HM adsorption, a vast array of common waste biosorbents have been utilised. The efficacy of inexpensive adsorbents extends beyond the removal of HMs; they can also be utilised to remove other prevalent pollutants from wastewater, as illustrated in Table 3 below. A biosorbent is

employed to absorb pollutants, including heavy metals, from refuse water.

**Table 3 Adsorbent used to remove another pollutant from waste water.**

Adsorbent	Pollutant removed	Reference
<b>barley husks and eggshells</b>	Levofloxacin is an antibacterial agent that becomes a high environmental risk when contaminating aquatic environments... reduce the microbial properties by killing pathogens organism	[92]
<b>water melon rind</b>		[93]
<b>eggplant peel</b>	oil	[94]

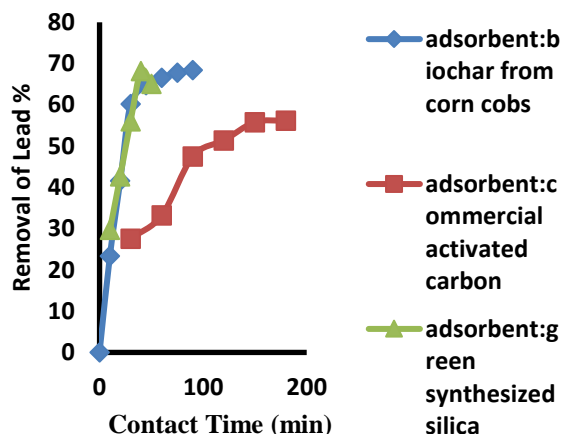
Additionally, HMs from soil may be absorbed using cheap organic wastes. For example, potato peels and tea trash are successful sorbents for reducing the amount of mercury (Hg) in soil. More specifically, both waste sorbents decreased the *Phaseolus vulgaris* plant's absorption of heavy metals when it was planted in greenhouse conditions on polluted soil [95]. Previous studies have shown that heavy metals (HMs) are eliminated in two stages. HMs first attach themselves to the biosorbent's active surface sites. Then, by intraparticle diffusion, metal ions progressively permeate the adsorbent's pores [96]. This process is probably heavily influenced by the physiochemical characteristics of the heavy metal

to be adsorbed and the biosorbent. Additionally, HMs from soil may be absorbed using cheap organic wastes. For example, applying potato peels and tea residue to a soil sample to reduce mercury (Hg) toxicity worked well.

**Table 4.** Removal of heavy Metal Vs contact time

Contact Time(min )	Ref [98] Removal of Lead % adsorbent biochar from corn cobs waste	Ref[99] Removal of Lead % By using commercial activated carbon	Ref [100] Removal of Lead % By using green synthesized silica
0	0		
10	23.4		29.72
20	41.6		42.7
30	60.2	27.6	56.06
40	64.8		68.17
50			65.06
60	66.6	33.2	
75	67.8		
90	68.4	47.5	
120	68.8	51.4	
150		55.8	
180		56.2	

The impact of parameters on the biosorbent's ability to bind heavy metals. A few of the several variables that influence the adsorption of heavy metals via biosorption include the pH of the water, the amount of time the biosorbent is in contact with the heavy metals, and the dosage of the biosorbent. According to earlier research, contact time has the following effects on HM adsorption: Prior studies [7], [48], [74], [76], [82], [83], and [97] showed that heavy metal adsorption increased with contact time until equilibrium was reached. This allows the metal ions sufficient time to interact with all of the adsorption sites on the biosorbent, as seen in Fig. 1 and Table 4 [96]. As a result, all accessible sites were occupied, preventing further adsorption.



**Fig 1 .** Contact time vs. heavy metal removal using different adsorbents. Ref [98], [99], [100].

- Effect of solution pH on HM adsorption.

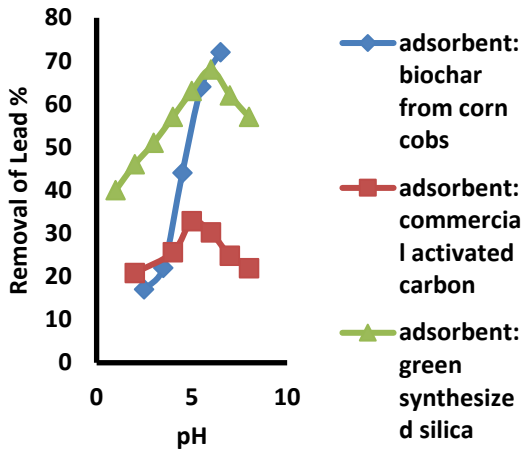
Metal speciation, which affects the interaction between the metal ion and the active functional sites on the adsorbent, is another way to control an adsorbent's effectiveness [101]. Phosphorus may affect adsorption in the same manner as  $[H^+]$  rises at lower pH and can, therefore, compete with HM cations for the active sites of the biosorbent, leading to reduced removal of HMs (i.e., higher HM release) under too acidic circumstances [102]. Similar increases in HM adsorption with pH changes have been reported in other studies [7], [55]; [74], [76], [82], [83], [77], [73], [103]. This conclusion is shown in Table 5 and Fig 2

**Table 5.** Removal of heavy metal vs. pH of wasted water

pH	Ref [98] Removal of Lead % adsorbent biochar from corn cobs waste	Ref[99] Removal of Lead % By using commercial activated carbon	Ref [100] Removal of Lead % By using green synthesized silica
1			40
2		20.8	46
2.5	17		
3			51
3.5	22		
4		25.6	57
4.5	44		
5		32.8	63
5.5	64		
6		30.2	68
6.5	72		



7	24.8	62
8	21.9	57



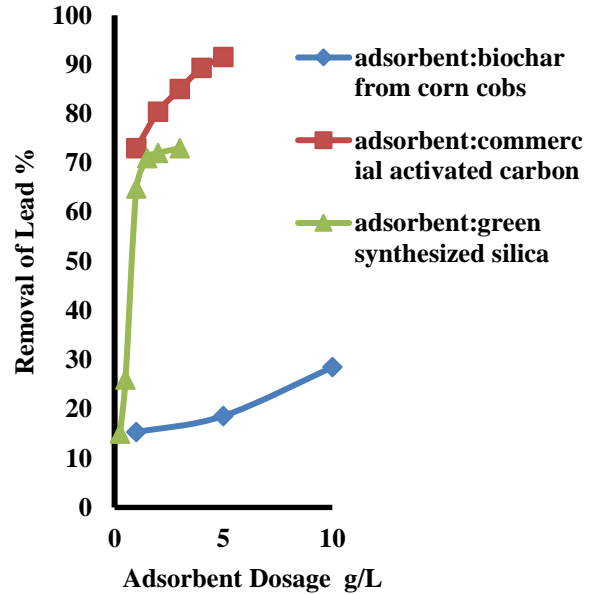
**Fig 2.** pH of the water vs. heavy metal removal using different adsorbents. Ref [98], [99], [100].

• **The effect of biosorbent dose on HM adsorption.**

The observed enhancement in HM removal as the dose of the biosorbent increased, shown in Table 6 and Fig 3, can be ascribed to the augmented surface area of the adsorbent and the increased accessibility of more active binding sites. This result was consistent with numerous prior investigations [48], [53], [55], [82], [83], [84] [104] and was not unexpected.

**Table .6** Removal of heavy metal vs dosage of biosorbent.

Dosage g/l	Ref[99] commercial activated carbon	Ref [105] Almond Shells	Ref[98] adsorbent biochar from corn cobs
0.25			15
0.5			26
1	15.3	555	676.8
1.5			5599
2		80.4	72
3		85	555
4		89.3	
5	18.6	91.5	
10	28.5		
15	40.2		



**Fig3.** Adsorbent dosage vs. removal of heavy metal by using different adsorbents. Ref [98], [99], [105].

**3-Langmuir and Freundlich models**

The amount of metal adsorbed onto the biosorbent ( $q_e$ ) was then calculated using equation 2 [106]

$$q_e = \frac{C_i - C_e}{W} V \dots\dots\dots(2)$$

Where  $C_i$ : was the initial concentration of HM before adsorption (mg/L),  $C_e$ : is the equilibrium concentration of HM in solution after adsorption (mg/L),  $V$  was the volume of the solution (L) and  $W$  was the weight of biosorbent added (g). The adsorption data were then fitted to the Langmuir or Freundlich isotherm models

**Adsorption Isotherm**

**A-Langmuir isotherm**

According to the Langmuir equation, there is homogenous adsorption, meaning that each molecule on the surface has an identical sorption activation energy. Equation 3 [107], [108] represents the Langmuir isotherm in its linear version.

$$\frac{1}{q_e} = \frac{1}{q_m K_L C_e} + \frac{1}{q_m} \dots\dots\dots (3)$$

Where  $C_e$  (mg/L) is the concentration of heavy metals in solution at equilibrium,  $K_L$  (L/g) is the Langmuir equilibrium constant,  $q_e$  (mg/g) is the quantity of adsorbate per unit weight of adsorbent, and  $q_m$  (mg/g) is the maximum capacity of adsorbed onto the adsorbent as a monolayer.

### B-Freundlich isotherm

The Freundlich adsorption isotherm assumes adsorption to a heterogeneous surface where the linear form of this isotherm is expressed as Freundlich [109]:

$$\log q_e = \log k_f + \frac{1}{n} \log C_e$$

Where  $K_F$  (L/g) is the Freundlich constant,  $n$  (g/L) is the Freundlich exponent. In the studies [26], [28], [55], [64], [73][77], . Adsorption rate expressed mathematically by Langmuir and Freundlich models.

### Conclusion

The two primary benefits of using household, agricultural, and industrial waste to purify polluted water are waste reduction and the ability to purify heavy metal-laden water that is not economically viable for human consumption. The buildup of waste causes human organ damage and deadly illnesses. It was discovered that the water's pH, the amount of biosorbent used, and the length of contact all impacted the adsorption process. An assessment of the researchers' findings concerning these variables has been carried out. It was shown that the ability of residues to adsorb increases with these factors. Kitchen trash is used to examine these variables to remove heavy metals from wastewater. In addition to household garbage, heavy metals have also been absorbed from industrial and agricultural waste. This overview illustrates most research papers using organic waste for heavy metal adsorption from effluent.

### References

- [1] M.I. Castro-González & M. Méndez-Armenta. Heavy metals: Implications associated with fish consumption. *Environmental Toxicology & Pharmacology*, vol. 26, no.3, pp.263-271, 2008.
- [2] P. Apostoli and S. Catalani."Metal ions affecting reproduction and development". Metal ions in toxicology: Effects, interactions interdependencies, vol. 8 ,pp. 263-303,2010.
- [3] S. Morais, , F.G. Costa and M.D.L. Pereira" Heavy metals and human health". *Environmental health-emerging issues and practice*, vol.10, no.1, pp.227-245 , 2012.
- [4] R. Verma, and P. Dwivedi, " Heavy metal water pollution-A case study". *Recent Research in Science and Technology*, vol.5, no.5, 2013.
- [5] P. King, P. Srinivas, Y. P. Kumar, V. Prasad, Sorption of copper (II) ion from aqueous solution by *Tectona grandis* lf (teak leaves powder). *Journal of Hazardous Materials*, vol.13, no.63, pp.560-566, 2006. <https://doi.org/10.1016/j.jhazmat.2005.12.032>
- [6] W.W. Wong, F.M.A. Abbas, , M.T. Liong, and M.E.Azhar, "Modification of durian rind pectin for improved biosorbent ability". *International Food Research Journal*, vol.15, no.3, pp.363-365. , 2008.
- [7] V.E. Orodu, S. Olisedeme, and R.C. Okpu," Removal of heavy metals from aqueous solutions using snail shell powder as available adsorbent". *International Journal of Science and Technology*, vol. 3, no.7, pp.422-428. , 2014.
- [8] S. K. Sharma,"Heavy metals in water": presence, removal and safety ,Royal Society of Chemistry, 2014.
- [9] S.E. Bailey, , T.J.Olin, R.M. Bricka, and D.D.Adrian," A review of potentially low-cost sorbents for heavy metals". *Water research*, vol.33,no.11, pp.2469-2479, 1999.
- [10] C.Saka, , Ö. Şahin, and M.M.Küçük, "Applications on agricultural and forest waste adsorbents for the removal of lead (II) from contaminated waters". *International Journal of Environmental Science and Technology*, vol.9, pp.379-394. , 2012. <https://doi.org/10.1007/s13762-012-0041-y>
- [11] S. Rengaraj, , K.H. Yeon, and S.H.Moon, Removal of chromium from water and

- wastewater by ion exchange resins. *Journal of hazardous materials*, vol.87,no.(1-3), pp.273-287, 2001.
- [12] G.M. Gadd, and C. White, "Microbial treatment of metal pollution—a working biotechnology?". *Trends in biotechnology*, vol.11,no.8, pp.353-359, 1993. [https://doi.org/10.1016/0167-7799\(93\)90158-6](https://doi.org/10.1016/0167-7799(93)90158-6)
- [13] B. Kizilkaya,, A.A. Tekinay, and Y. Dilgin, "Adsorption and removal of Cu (II) ions from aqueous solution using pretreated fish bones. *Desalination*",vol. 264,no.1-2, pp.37-47,2010..<https://doi.org/10.1016/j.desal.2010.06.076>
- [14] C.L. Lai, and S.H.Lin, Electrocoagulation of chemical mechanical polishing (CMP) wastewater from semiconductor fabrication. *Chemical Engineering Journal*, vol.95,no.1-3, pp.205-211, 2003.[https://doi.org/10.1016/s1385-8947\(03\)00106-2](https://doi.org/10.1016/s1385-8947(03)00106-2).
- [15] G. Dermont, M.Bergeron, G. Mercier, and M.Richer-Lafleche," Metal-contaminated soils: remediation practices and treatment technologies". *Practice periodical of hazardous, toxic, and radioactive waste management*,vol. 12.no.3, pp.188-209, 2008.
- [16] S.K Gunatilake"Methods of removing heavy metals from industrial wastewater". *Methods*,vol 1,no.1, p.14. , 2015.
- [17] S. Babel, and, T.A. Kurniawan"Low-cost adsorbents for heavy metals uptake from contaminated water: a review". *Journal of hazardous materials*, vol.97,no.1-3, pp.219-243., 2003.
- [18] V. Gomez-Serrano,, A.Macias-Garcia,, A.Espinosa-Mansilla, and C. Valenzuela-Calahorro, "Adsorption of mercury, cadmium and lead from aqueous solution on heat-treated and sulphurized activated carbon". *Water Research*, vol. 32,no.1, pp.1-4., 1998.
- [19] J. Lakatos,, S.D Brown,. and C.E.Snape, "Coals as sorbents for the removal and reduction of hexavalent chromium from aqueous waste streams". *Fuel*, vol.8 ,no.5, pp.691-698. , 2002.
- [20] V.K Gupta., M.Gupta, and S.Sharma, "Process development for the removal of lead and chromium from aqueous solutions using red mud—an aluminium industry waste". *Water research*, vol.35,no.(5), pp.1125-1134. , 2001.
- [21] K. Liu, , Z.Nie, , N.Zhao, , Li, W., M.Rubinstein, and E.Kumacheva, "Step-growth polymerization of inorganic nanoparticles". *science*,vol. 329,no.5988, pp.197-200. , 2010.
- [22] A. Idris, N. Hassan, N.S.M. Ismail, E. Misran,, N.M.Yusof,, A.F. Ngomsik, and A.Bee, "Photocatalytic magnetic separable beads for chromium (VI) reduction". *water research*, vol.44,no.6, pp.1683-1688 , 2010.
- [23] A.K. Sharma, "Experimental study on 75 kWth downdraft (biomass) gasifier system". *Renewable Energy*, vol.3,no.4,pp.1726-1733 , 2009.
- [24] Gupta, V.K., Rastogi, A. and Nayak, A., 2010. Adsorption studies on the removal of hexavalent chromium from aqueous solution using a low cost fertilizer industry waste material. *Journal of Colloid and Interface Science*, vol.342no.1, pp.135-141.2009.
- [25] P.C.Mane, A.B.Bhosle, , C.M. Jangam, and C.V.Vishwakarma," Bioadsorption of selenium by pretreated algal biomass". *Adv Appl Sci Res*, vol.2,no.2, pp.202-207. , 2011.
- [26] M. Moustafa, and G.Idris, "Biological removal of heavy metals from wastewater". *Alexandria Engineering Journal*,vol. 42,no.6, pp.767-771 , 2003.
- [27] J.Wu, , H.Zhang, , P.J. He, , Q. Yao, and L.M.Shao, , "Cr (VI) removal from aqueous solution by dried activated sludge biomass. *Journal of hazardous materials*", vol.176,no.(1-3), pp.697-703, 2010.

- [28] U.C. Ghosh, M. Dasgupta, S. Debnath, and S.C. Bhat, "Studies on management of chromium (VI)-contaminated industrial waste effluent using hydrous titanium oxide (HTO). *Water, Air, and Soil Pollution*", vol.143, pp.245-256, 2003.
- [29] M.A. Barakat, "Adsorption behavior of copper and cyanide ions at TiO<sub>2</sub>-solution interface". *Journal of colloid and interface science*, vol. 291 no.2, pp.345-352, 2005.
- [30] I.J. Alinnor, "Adsorption of heavy metal ions from aqueous solution by fly ash". *Fuel*, vol.86, no.5-6, pp.853-857, 2007.
- [31] E.A. Deliyanni, E.N. Peleka, and K.A. Matis, "Removal of zinc ion from water by sorption onto iron-based nano-adsorbent". *Journal of hazardous materials*, vol.141, no.1, pp.176-184, 2007.
- [32] S. Babel, and T.A. Kurniawan, "Low-cost adsorbents for heavy metals uptake from contaminated water: a review". *Journal of hazardous materials*, vol.97, no.1-3, pp.219-243, 2003.
- [33] R.R. Bansode, J.N. Losso, W.E. Marshall, R.M. Rao, and R.J. Portier, "Adsorption of metal ions by pecan shell-based granular activated carbons". *Bioresource technology*, vol.89, no.2, pp.115-119, 2003.
- [34] S.S. Ahluwalia, and D. Goyal, "Microbial and plant derived biomass for removal of heavy metals from wastewater". *Bioresource technology*, vol.98, no.12, pp.2243-2257, 2007.
- [35] M.A. Hanif, R. Nadeem, M.N. Zafar, K. Akhtar, and H.N. Bhatti, "Kinetic studies for Ni (II) biosorption from industrial wastewater by *Cassia fistula* (Golden Shower) biomass". *Journal of hazardous materials*, 145(3), pp.501-505, 2007.
- [36] A.H. Ullrich, and M.W. Smith, "The biosorption process of sewage and industrial waste". *Sewage Ind Wastes*, vol.23, no.10, pp.1248-1253, 1951.
- [37] Y.C. Chang, and D.H. Chen, "Preparation and adsorption properties of monodisperse chitosan-bound Fe<sub>3</sub>O<sub>4</sub> magnetic nanoparticles for removal of Cu (II) ions". *Journal of colloid and interface science*, vol. 283, no.2, pp.446-451, 2005. <https://doi.org/10.1016/j.jcis.2004.09.010>
- [38] M. Prasad, and S. Saxena, "Sorption mechanism of some divalent metal ions onto low-cost mineral adsorbent". *Industrial & engineering chemistry research*, vol. 43, no.6, pp.1512-1522, 2004. <https://doi.org/10.1021/ie030152d>
- [39] T.C. Coelho, R. Laus, A.S. Mangrich, V.T. de Fávère, and M.C. Laranjeira, "Effect of heparin coating on epichlorohydrin cross-linked chitosan microspheres on the adsorption of copper (II) ions". *Reactive and Functional Polymers*, vol. 67, no.(5), pp.468-475, 2007. <https://doi.org/10.1016/j.reactfunctpolym.2007.02.009>
- [40] S.E. Bailey, T.J. Olin, R.M. Bricka, and D.D. Adrian, "A review of potentially low-cost sorbents for heavy metals". *Water research*, vol. 33, no.(11), pp.2469-2479, 1999.
- [41] A. Şen, H. Pereira, M.A. Olivella, I. Villaescusa, "Heavy metals removal in aqueous environments using bark as a biosorbent". *Int. J. Environ. Sci. Technol.* 12, 391-404, 2015.
- [42] M.N.V. Prasad, and H. Freitas, "Removal of toxic metals from solution by leaf, stem and root phytomass of *Quercus ilex* L. (holly oak)". *Environmental Pollution*, vol.91, no.(2), pp.277-283, 2000.
- [43] S.S. Ahluwalia, and D. Goyal, "Microbial and plant derived biomass for removal of heavy metals from wastewater". *Bioresource technology*, 98, no.(12), pp.2243-2257, 2007.
- [44] A.H. Sulaymon, S.E. Ebrahim, and M.J.M. Ridha, "Comparative biosorption of Pb (II), Cr (III) and Cd (II) ions in single component system by live and dead anaerobic biomass, batch study". *J Eng*, 18(6), pp.710-716, 2012.
- [45] A.H. Sulaymon, S.E. Ebrahim, and M.J.M. Ridha, "Comparative biosorption of Pb (II), Cr (III) and Cd (II) ions in single

- component system by live and dead anaerobic biomass, bath study". *J Eng*, 18(6), pp.710-716 , 2012..
- [46] A. Kaur, and S. Sharma, "Removal of heavy metals from waste water by using various adsorbents-a review". *Indian journal of science and technology*, vol. 10, no.(34), pp.1-14 , 2017.
- [47] O. Andersson, "Adsorption modeling of heavy metals to Sawdust", bark of Pine and Absol, 2016.
- [48] Y.Ardali ARDALI , N. TURAN, and TEMEL, F., 2014. Cu (II) removal from industrial waste leachate by adsorption using expanded perlite. *Yüzüncü Yıl Üniversitesi Fen Bilimleri Enstitüsü Dergisi*, 19(1-2), pp.54-61,2015.
- [49] D.I Mendoza-Castillo, C.K. Rojas-Mayorga , I.P.García-Martínez , M.A.Pérez-Cruz , V.Hernández-Montoya , A. Bonilla-Petriciolet, and M.A. Montes-Morán, "Removal of heavy metals and arsenic from aqueous solution using textile wastes from denim industry". *International Journal of Environmental Science and Technology*, vol.12, pp.1657-1668 , 2015. <https://doi.org/10.1007/s13762-014-06553-8>
- [50] S. A. Osemeahon , J.T. Barminas, and M.A.H. Adama," Studies on the removal of metal ions from aqueous solution using Immobilized Bombax costatum calyx". *IOSR Journal Of Environmental Science, Toxicol. Food Techno*, vol. 3, no.(6), pp.6-13 , 2013.
- [51] N.S.E.M. Yasim , Z.S.Ismail , S.M. Zaki, and M.F.A.Azis, Adsorption of Cu, As, Pb and Zn by banana trunk. *Malaysian Journal of Analytical Sciences*, 20(1), pp.187-196 , 2016.
- [52] P.Malhotra, and A. Jain, Removal of heavy metals from laboratory wastewater using waste precursors: A sustainable approach. *Int. J. Chem. Environ. Biol. Sci.(IJCEBS)*, vol.5, no.(1) , 2017.
- [53] S. Abdulsalam , J.Mohammed , D.E. Olubiyo, and I.I. Tenimu," Biosorption of chromium (VI) Ion from tannery waste water using two novel agricultural by-products". *International Journal of Innovation, Management and Technology*, vol.5, no.(2), p.78, 2014. <https://doi.org/10.7763/ijimt.2014.v5.490>
- [54] A. M. Najem, "Evaluation the biosorption capacity of water hyacinth (Eichhornia crassipes) root for some heavy metals". *Iraqi Journal of Science*, vol.56, no.(4A), pp.2846-2852 , 2015.
- [55] S. Borhade, ,"Removal of heavy metals from waste water by the treatment of low cost natural adsorbent" *International Journal of Pharmacy and Pharmaceutical Research*
- [56] S.N.Farhan," Biosorption of Hg and Ni ions on Bakers Yeast". *Diyala Journal of Pure Science*, vol.6, no.(1), pp.157-173, 2010.
- [57] El-Sayed, G.O., Dessouki, H.A. and Ibrahiem, S.S., . Removal of Zn (II), Cd (II) and Mn (II) from aqueous solutions by adsorption on maize stalks. *The Malaysian Journal of Analytical Sciences*, 15(1), pp.8-21.2011.
- [58] H.Z. Mousavi, A. HosseiniFar, and V. Jahed, "Removal of Cu (II) from wastewater by waste tire rubber ash". *Journal of the Serbian Chemical Society*, vol.75, no.(6), pp.845-853 , 2010.
- [59] K. Suyama, Y. Fukazawa, and Y., UmetsuA new biomaterial, hen egg shell membrane, to eliminate heavy metal ion from their dilute waste solution. *Applied biochemistry and Biotechnology*, vol.45, pp.871-879. , 1994. <https://doi.org/10.1007/bf02941856>
- [60] A. Tabatabaee,, F. Dastgoshadeh, and A.Tabatabaee, Biosorption of heavy metals by low cost adsorbents. *International Journal of Environmental and Ecological Engineering*, vol.8, no.(9), pp.699-704 , 2016.
- [61] K.M.Al-Qahtani, "Water purification using different waste fruit cortexes for the removal of heavy metals". *Journal of taibah university for science*, vol. 10, no.(5), pp.700-708 , 2016.

- [62] M. H.Salmani, , M.Abedi, S.A. Mozaffari, and H.A.Sadeghian"Modification of pomegranate waste with iron ions a green composite for removal of Pb from aqueous solution:" equilibrium, thermodynamic and kinetic studies. *AMB Express*, vol. 7, no.(1), pp.1-8 , 2017.
- [63] V. Jayan, and K.Anitha, "Heavy metal removal (Pb & Cu) from waste water using pumpkin and egg shell along with chitosan as filter media". *small*, 2, p.2. , 2015.
- [64] D. T.Pooja," Removal of copper from Waste water by using potato and banana peels as bioadsorbent". *Int. J. Sci. Eng. Technol. Res.* 5, 10-30., 2016.
- [65] Z.A. Husoon, M.N.A. Al-Azzawi, and S.A.K Al-Hiyaly, "Investigation biosorption potential of copper and lead from industrial wastewater using orange and lemon peels". *Al-Nahrain Journal of Science*, vol.16,no.(2), pp.173-179 , 2013.
- [66] T.S. Najim, and S.A. Yassin," Removal of chromium from aqueous solution using modified pomegranate peel: mechanistic and thermodynamic studies". *E-journal of Chemistry*, vol.6,no.(S1), pp.S153-S158. , 2009.
- [67] J.A.A. Sattar, "Toxic Metal Pollution Abatement Using Sour Orange Biomass". *Al-Nahrain Journal of Science*, 16(3), pp.56-64 , 2013.
- [68] Nidhi, J., Removal of heavy metal by using different fruit peels, vegetable peels and organic waste. *International Journal of Advanced Research*, 3(11), pp.916-920, 2015.
- [69] F.M.Lahieb."Batch Sorption of Copper (II) Ions from Simulated Aqueous Solution by Banana Peel". *Al-Khwarizmi Engineering Journal*, vol. 12, no.(4), pp.117-125. , 2016.
- [70] Z.N. Abdulrazak," Pomegranate peel as sorbent in the removal of Pb (II) from wastewater". *J. Eng. Sustain. Dev*, 20, pp.25-35. , 2016.
- [71] Z.T Abd Ali,, M.A.Ibrahim,, H.M.Madhloom," Eggshell Powder as An Adsorbent for Removal of Cu (II) and Cd (II) from Aqueous Solution:" Equilibrium, Kinetic and Thermodynamic Studies. *Al-Nahrain J. Eng. Sci.* 19, 186-193. Kumar , 2016.
- [72] S.Jena, and R.K.Sahoo, "Removal of Pb (II) from aqueous solution using fruits peel as a low cost adsorbent". *International Journal of Science, Engineering and Technology*, vol.5,no.(1), pp.5-13 , 2017.
- [73] S. Ghasemi, , R.M. Gholami, and M. Yazdani, "Biosorption of heavy metal from cadmium rich aqueous solutions by tea waste as a low cost bio-adsorbent". *Jundishapur Journal of Health Sciences*, vol.9,no.(1). , 2017. <https://doi.org/10.17795/jjhs-37301>
- [74] M.R.Moghadam,, N.Nasirizadeh, Z. Dashti, and E.Babanezhad, "Removal of Fe (II) from aqueous solution using pomegranate peel carbon:" equilibrium and kinetic studies. *International Journal of Industrial Chemistry*, 4, pp.1-6. , 2013.
- [75] A.R.M. Abdul-Raheim, , F.K.Reem, , E.S.M. Shima, and A.R.E. Manar, "Modified starch iron oxide nanocomposites as low cost adsorbents for selective removal of some heavy metals from aqueous solutions". *Research Journal of Pharmaceutical Biological and Chemical Science*, 6(6), pp.1197-1212 , 2015.
- [76] P.S. Ong, "Utilization of mango leaf as low-cost adsorbent for the removal of Cu (II) ion from aqueous solution" (Doctoral dissertation, UTAR). , 2011.
- [77] M.Kanyal, and A.A. Bhatt, "Removal of heavy metals from water (Cu and Pb) using household waste as an adsorbent". *Journal of Bioremediation & Biodegradation*, vol.6,no.(1), pp.1-6. , 2015. doi:10.4172/21655-6199.1000269
- [78] S. Aslan, , S.Yildiz, , M. Ozturk, and A. Polat," Adsorption of heavy metals onto waste tea". *European Scientific Journal*. , 2016. doi:10.1016/j.jhazmat.2010.08.014.
- [79] S.M. Shartoo, M.N.A. Al-Azzawi, and S.A.K.Al-Hiyaly, Pomegranate peels as

- biosorbent material to remove heavy metal ions from industrial wastewater. *Iraqi Journal of Science*, vol.54,no.(4), pp.823-831, 2013.
- [80] C.Sirilamduan, C. Umpuch, and P. Kaewsarn, "Removal of copper from aqueous solutions by adsorption using modify *Zalacca edulis* peel modify". *Songklanakarin Journal of Science & Technology*, vol. 33,no.(6), 2011.
- [81] M.A. Ashraf, K. Mahmood, A.Wajid, M.J. Maah, and I.Yusoff, "Study of low cost biosorbent for biosorption of heavy metals". In *Proceedings of the International Conference on Food Engineering and Biotechnology, IPCBEE* (Vol. 9, pp. 60-68), 2011.
- [82] R.S. Castro, L.Caetano, G. Ferreira, P.M.Padilha, M.J.Saeki, L.F.Zara, M.A.U. Martines, and G.R.Castro, 2011. "Banana peel applied to the solid phase extraction of copper and lead from river water:" pre concentration of metal ions with a fruit waste". *Industrial & Engineering Chemistry Research*, vol.50,no.(6), pp.3446-3451.
- [83] H. Koçyiğit, and B.Şahin, "Effects of egg shells for different heavy metals removal from aqueous solution"., 2017.
- [84] C.Arunlertaree, W. Kaewsomboon, A.Kumsopa, P. Pokethitiyook, and P. Panyawathanakit, "Removal of lead from battery manufacturing wastewater by egg shell"., 2007.
- [85] B. Bharti, A.Pandey, S.K. Tripathi, and D. Kumar, Modelling of runoff and sediment yield using ANN, LS-SVR, REPTree and M5 models. *Hydrology Research*, vol. 48,no.(6), pp.1489-1507., 2017.
- [86] M. N. A. Al-Azzawi, S.M. Shartooh, and S.A.K. Al-Hiyaly, "The Removal of Zinc, Chromium and Nickel from Industrial Waste-Water Using Banana Peels". *Iraqi Journal of Science*, 54(1), pp.72-81, 2013.
- [87] A. Şen, H. Pereira, M.A. Olivella, and I.Villaescusa, "Heavy metals removal in aqueous environments using bark as a biosorbent". *International Journal of Environmental Science and Technology*, 12, pp.391-404., 2015.
- [88] K. Banerjee, S.T.Ramesh, P.V. Nidheesh, and K.S. Bharathi, "A novel agricultural waste adsorbent, watermelon shell for the removal of copper from aqueous solutions". *Iranian (Iranica) Journal of Energy & Environment*, 3(2)., 2012.
- [89] N.Othman, Y.S.Kueh, F.H. Azizul-Rahman, and R. Hamdan. "Watermelon rind: A Potential Adsorbent for zinc removal". *Applied Mechanics and Materials*, 680, pp.146-149, 2014.
- [90] R.Pandey, N.G. Ansari, R.L.Prasad, and R.C. Murthy, "Pb (II) removal from aqueous solution by *Cucumis sativus* (Cucumber) peel:" kinetic, equilibrium & thermodynamic study. *Am. J. Environ. Prot*, Vol.2,No.3, pp.51-58, 2014.
- [91] M.Cheraghi, A.S.SOBHAN, R.Zandipak, B. Lorestani, and H. Merrikhpour, "Removal of Pb (II) from aqueous solutions using waste tea leaves"., 2015.
- [92] T.S. Najim, and S.A. Yassin, "Removal of chromium from aqueous solution using modified pomegranate peel:" mechanistic and thermodynamic studies. *E-journal of Chemistry*, vol.6,no.(S1), pp.S153-S158, 2009.
- [93] M.J. Mohammed-Ridha, and M.Y.Abdul-Ahad, "Adsorption of levofloxacin antibacterial from contaminated water by non-conventional low cost natural waste materials". *J. Eng*, 20(12), pp.88-104, 2014.
- [94] N. Othman, N. Azhar, P.M.A. Rani, and H.M. ZainiMetal "Removal and Antimicrobial Properties of Watermelon rind modified with clove". In *MATEC Web of Conferences* (Vol. 78, p. 01028)., 2016. EDP Sciences.
- [95] A.S.Gulistan, T.H. Ibrahim, M.I. Khamis, and Y. ElSayed, "Application of eggplant peels powder for the removal of oil from produced water". *Desalination and Water Treatment*, vol.57,no.(33), pp.15724-15732., 2016.

- [96] S. Askari, N. Arif, and S. Naheed, "Abolition of heavy metal mercury by low cost domestic organic wastes from the *Phaseolus vulgaris*". *Journal of Pharmacognosy and Phytochemistry*, vol.6,no.(4), pp.1807-1811., 2017.
- [97] R. Kumar, N.R. Bishnoi, and K. Bishnoi, "Biosorption of chromium (VI) from aqueous solution and electroplating wastewater using fungal biomass". *Chemical Engineering Journal*, 135(3), pp.202-208., 2008.
- [98] B. Ahirwar, A.K. Sharma, and S. Sharma, "Removal of copper from aqueous solution using low cost biosorbent (Potato Peel)". *Int J Appl Res*, vol. 3,no.(9), pp.459-462., 2017.
- [99] E.A. Assirey, and L.R. Altamimi, "Chemical analysis of corn cob-based biochar and its role as water decontaminants". *Journal of Taibah University for Science*, vol. 15,no.(1), pp.111-121., 2021.
- [100] L.O. Ekebafé, M.O. Ekebafé, G.O. Erhuaga, and F.M. Oboigba, "Effect of reaction conditions on the uptake of selected heavy metals from aqueous media using composite from renewable materials". *American journal of polymer science*, vol.2,no.(4), pp.67-72., 2012. DOI: 10.5923/j.ajps.20120204.04
- [101] I.H. Ifijen, A.B. Itua, M. Maliki, C.O. Ize-Iyamu, S.O. Omorogbe, A.I. Aigbodion, and E.U. Ikhuoria, "The removal of nickel and lead ions from aqueous solutions using green synthesized silica microparticles". *Heliyon*, vol.6,no.(9), 2020. <https://doi.org/10.1016/j.heliyon.2020.e04907>
- [102] N. Azouaou, Z. Sadaoui, A. Djaafri, and H. Mokaddem, Adsorption of cadmium from aqueous solution onto untreated coffee grounds: Equilibrium, kinetics and thermodynamics. *Journal of hazardous materials*, vol.184,no.(1-3), pp.126-134., 2010. doi:10.1016/j.jhazmat.2010.08.014
- [103] Y. Nuhoglu, and E. Oguz, "Removal of copper (II) from aqueous solutions by biosorption on the cone biomass of *Thuja orientalis*". *Process Biochemistry*, vol.38,no.(11), pp.1627-1631., 2003. Doi:10.1016/S0032-9592(03)000655-4
- [104] N.A.B. Rohaizar, N.B.A. Hadi, and W.C. Sien, "Removal of Cu (II) from water by adsorption on chicken eggshell". *International Journal of Engineering & Technology*, 13(1), pp.40-45., 2013.
- [105] A.A. Lewinsky, *Hazardous materials and wastewater: treatment, removal and analysis*. Nova Publishers, 2007.
- [106] M.R. Mehrasbi, Z. Farahmandkia, B. Taghibeigloo, and A. Taromi, "Adsorption of lead and cadmium from aqueous solution by using almond shells". *Water, Air, and Soil Pollution*, 199, pp.343-351., 2009.
- [107] E. Repo, L. Malinen, R. Koivula, R. Harjula, and M. Sillanpää, "Capture of Co (II) from its aqueous EDTA-chelate by DTPA-modified silica gel and chitosan". *Journal of hazardous materials*, vol.187,no.(1-3), pp.122-132., 2011.
- [108] I. Langmuir, "The adsorption of gases on plane surfaces of glass, mica and platinum". *Journal of the American Chemical Society*, vol.40,no.(9), pp.1361-1403., 1918.
- [109] H.M. Freundlich "Concerning adsorption in solutions". *Z Phys Chem*. Dec;57:385-470, 1906.